THREAD GEWINDE	NW	MARKING BESCHRIFTUNG NW	CAD Int. No. CAD Int.-Nr. BLACK/SCHWARZ	CAD Int. No. CAD Int.-Nr. GREY/GRAU	Part No. Artikel-Nr BLACK/SCHWARZ	Part No. Artikel-Nr GREY/GRAU	WEIGHT GEWICHT g	SW	A	ØB	C	D	E	ØF	G'	H	FORM Ø I		ØJ	O-RING PROF.NORMAL ØL	O-RING PROF.NORMAL ØM	O-RING PROF.UFW ØL	O-RING PROF.UFW ØM	DELIVERY COND. LIEFERZUSTAND CLAMPS/BUEGEL
M12x1.5	7.5	NW7.5	302823	303068	3805047	3805147	3.35	14	19.0	18	34	11	9	10.2	2.5°	21.5	7.5	A	21.0	5.0	1.50	7.0	1.50	GESCHLOSSEN
PG7	7.5	NW7.5	302824	303069	3805028	3805128	3.55	14	19.0	18	34	11	9	10.2	2.5°	21.5	7.5	A	21.0	5.0	1.50	7.0	1.50	GESCHLOSSEN
NPT1/4"	7.5	NW7.5	304857	304858	3805540	3805560	3.70	14	19.0	18	34	11	9	10.2	2.5°	21.5	7.5	A	21.0	5.0	1.50	7.0	1.50	GESCHLOSSEN
M12x1.5	8.5	NW8.5	302810	303070	3805011	3805111	4.10	16	20.6	20	35	11	9.0	11.9	3.0°	22.5	7.5	A	23.0	7.0	1.20	8.0	1.60	GESCHLOSSEN
PG7	8.5	NW8.5	302811	303071	3805012	3805112	4.33	16	20.6	20	35	11	9.0	11.9	3.0°	22.5	7.5	A	23.0	7.0	1.20	8.0	1.60	GESCHLOSSEN
M12x1.5	10	NW10	302799	303072	3805000	3805100	4.39	17	21.6	22	36	12	9.5	13.2	3.0°	22.5	7.5	A	24.5	7.0	1.50	9.1	1.60	GESCHLOSSEN
M16x1.5	10	NW10	302800	303073	3805001	3805101	4.69	17	21.6	22	36	12	9.5	13.2	3.0°	22.5	11.0	A	24.5	7.0	1.50	9.1	1.60	GESCHLOSSEN
M20x1.5	10	NW10	303549	303550	3805051	3805151	5.05	17	21.6	25	36	12	9.5	13.2	3.0°	22.5	12.5	A	24.5	7.0	1.50	9.1	1.60	GESCHLOSSEN
PG7	10	NW10	303064	303074	3805024	3805124	4.31	17	21.6	22	36	12	9.5	13.2	3.0°	22.5	9.0	A	24.5	7.0	1.50	9.1	1.60	GESCHLOSSEN
PG9	10	NW10	302803	303075	3805004	3805104	4.55	17	21.6	22	36	12	9.5	13.2	3.0°	22.5	11.0	A	24.5	7.0	1.50	9.1	1.60	GESCHLOSSEN
PG11	10	NW10	303065	303076	3805050	3805150	4.66	17	21.6	22	36	12	9.5	13.2	3.0°	22.5	12.5	A	24.5	7.0	1.50	9.1	1.60	GESCHLOSSEN
PG13.5	10	NW10	303066	303077	3805064	3805164	5.19	17	21.6	25	36	12	9.5	13.2	3.0°	22.5	12.5	A	24.5	7.0	1.50	9.1	1.60	GESCHLOSSEN
NPT1/4"	10	NW10	304859	304860	3805541	3805561	4.77	17	21.6	22	36	12	9.5	13.2	3.0°	22.5	7.5	A	24.5	7.0	1.50	9.1	1.60	GESCHLOSSEN
NPT3/8"	10	NW10	304861	304862	3805542	3805562	5.00	17	21.6	22	36	12	9.5	13.2	3.0°	22.5	11.0	A	24.5	7.0	1.50	9.1	1.60	GESCHLOSSEN
M16x1.5	12	NW12+13	302806	303078	3805007	3805107	6.28	20	25.5	25	38	12	10.5	16.0	3.0°	24.5	11.0	A	29.0	9.0	1.50			GESCHLOSSEN
	13																			8.0	1.60	9.1	1.60	GESCHLOSSEN
M20x1.5	12	NW12+13	302807	303079	3805008	3805108	6.36	20	25.5	25	38	12	10.5	16.0	3.0°	24.5	15.2	A	29.0	9.0	1.50			GESCHLOSSEN
	13																			8.0	1.60	9.1	1.60	GESCHLOSSEN
PG9	12	NW12+13	303067	303080	3805037	3805137	6.13	20	25.5	25	38	12	10.5	16.0	3.0°	24.5	11.0	A	29.0	9.0	1.50			GESCHLOSSEN
	13																			8.0	1.60	9.1	1.60	GESCHLOSSEN
PG11	12	NW12+13	302808	303081	3805009	3805109	6.20	20	25.5	25	38	12	10.5	16.0	3.0°	24.5	14.5	A	29.0	9.0	1.50			GESCHLOSSEN
	13																			8.0	1.60	9.1	1.60	GESCHLOSSEN
PG13.5	12	NW12+13	302809	303082	3805010	3805110	6.65	20	25.5	25	38	12	10.5	16.0	3.0°	24.5	15.2	A	29.0	9.0	1.50			GESCHLOSSEN
	13																			8.0	1.60	9.1	1.60	GESCHLOSSEN
NPT3/8"	12	NW12+13	304863	304864	3805543	3805563	6.61	20	25.5	25	38	12	10.5	16.0	3.0°	24.5	11.0	A	29.0	9.0	1.50			GESCHLOSSEN
	13																			8.0	1.60	9.1	1.60	GESCHLOSSEN
NPT1/2"	12	NW12+13	304865	304866	3805544	3805564	6.94	20	25.5	25	38	12	10.5	16.0	3.0°	24.5	14.5	A	29.0	9.0	1.50			GESCHLOSSEN
	13																			8.0	1.60	9.1	1.60	GESCHLOSSEN
M20x1.5	17	NW17	302801	303083	3805002	3805102	12.05	27	34.5	31	43	13	13.5	21.5	3.0°	28.5	15.4	A	38.5	14.0	1.78	13.0	2.50	GESCHLOSSEN
M25x1.5	17	NW17	302802	303084	3805003	3805103	12.87	27	34.5	31	43	13	13.5	21.5	3.0°	28.5	19.1	A	38.5	14.0	1.78	13.0	2.50	GESCHLOSSEN
PG13.5	17	NW17	302804	303085	3805005	3805105	12.37	27	34.5	31	43	13	13.5	21.5	3.0°	28.5	15.4	A	38.5	14.0	1.78	13.0	2.50	GESCHLOSSEN
PG16	17	NW17	302805	303086	3805006	3805106	12.19	27	34.5	31	43	13	13.5	21.5	3.0°	28.5	18.1	A	38.5	14.0	1.78	13.0	2.50	GESCHLOSSEN
NPT1/2"	17	NW17	304867	304868	3805545	3805565	12.83	27	34.5	31	43	13	13.5	21.5	3.0°	28.5	14.5	A	38.5	14.0	1.78	13.0	2.50	GESCHLOSSEN
M25x1.5	22	NW22	302821	303087	3805022	3805122	19.32	32	40.5	36	48	13	17.0	25.7	3.0°	33.0	19.1	A	45.5	14.0	2.00	20.0	2.50	GESCHLOSSEN
PG21	22	NW22	302822	303088	3805023	3805123	19.19	32	40.5	36	48	13	17.0	25.7	3.0°	33.0	23.0	A	45.5	14.0	2.00	20.0	2.50	GESCHLOSSEN
PG21	22	NW22	303586	-	3805025	-	19.19	32	40.5	36	48	13	17.0	25.7	3.0°	33.0	23.0	A	45.5	14.0	2.00	20.0	2.50	OFFEN
M25x1.5	23	NW23	302812	303089	3805013	3805113	19.69	34	42.5	38	48	13	17.0	28.6	3.0°	33.0	19.1	A	48.5	18.0	2.00	20.0	2.50	GESCHLOSSEN
PG21	23	NW23	302813	303090	3805014	3805114	19.55	34	42.5	38	48	13	17.0	28.6	3.0°	33.0	23.0	A	48.5	18.0	2.00	20.0	2.50	GESCHLOSSEN
NPT3/4"	23	NW23	304869	304870	3805546	3805566	20.47	34	42.5	38	48	13	17.0	28.6	3.0°	33.0	19.1	A	48.5	18.0	2.00	20.0	2.50	GESCHLOSSEN
M32x1.5	29	NW29	302814	303091	3805015	3805115	28.52	41	49.5	46	52	15	16.5	34.8	3.0°	35.0	25.5	A	55.5	20.0	2.50	24.0	3.00	GESCHLOSSEN
PG29	29	NW29	302815	303092	3805016	3805116	28.39	41	49.5	46	52	15	16.5	34.8	3.0°	35.0	31.0	A	55.5	20.0	2.50	24.0	3.00	GESCHLOSSEN
NPT1"	29	NW29	304871	304872	3805548	3805568	28.89	41	49.5	46	52	15	16.5	34.8	3.0°	35.0	25.5	A	55.5	20.0	2.50	24.0	3.00	GESCHLOSSEN
M40x1.5	37	NW37	302816	303093	3805017	3805117	45.81	50	59.0	55	62	17	18.0	42.7	2.5°	43.0	34.0	A	66.5	24.0	2.50	30.0	3.00	GESCHLOSSEN
PG36	37	NW37	302817	303094	3805018	3805118	47.98	50	59.0	55	62	17	18.0	42.7	2.5°	43.0	39.0	A	66.5	24.0	2.50	30.0	3.00	GESCHLOSSEN
NPT1 1/4"	37	NW37	304873	304874	3805550	3805570	47.67	50	59.0	55	62	17	18.0	42.7	2.5°	43.0	34.0	A	66.5	24.0	2.50	30.0	3.00	GESCHLOSSEN
M50x1.5	50	NW50	302818	303095	3805019	3805119	76.97	64	72.0	72	68	19	19.5	54.4	2.5°	46.5	43.5	A	80.0	28.0	2.50			GESCHLOSSEN
M63x1.5	50	NW50	302819	303096	3805020	3805120	77.90	64	72.0	72	68	19	19.5	54.4	2.5°	46.5	47	B	80.0	28.0	2.50			GESCHLOSSEN
PG48	50	NW50	302820	303097	3805021	3805121	76.17	64	72.0	72	68	19	19.5	54.4	2.5°	46.5	47	B	80.0	28.0	2.50			GESCHLOSSEN
NPT1 1/2"	50	NW50	304875	304876	3805552	3805572	80.77	64	72.0	72	68	19	19.5	54.4	2.5°	46.5	39	A	80.0	28.0	2.50			GESCHLOSSEN
NPT2"	50	NW50	304877	304878	3805553	3805573	80.24	64	72.0	72	68	19	19.5	54.4	2.5°	46.5	51.5	A	80.0	28.0	2.50			GESCHLOSSEN

O-RING	CORRUGATED TUBE POLYFLEX NORMAL PROFILE (PA6) + UFW (PA6) WELLROHR POLYFLEX NORMALPROFIL (PA6) + UFW (PA6)
SEE TABLE SIEHE TABELLE	DRAWING NO.NORMAL PROFILE = 12000883 ZEICHNUNG NR. NORMAL PROFIL= 12000883
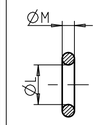	DRAWING NO. UFW PROFILE = 12290307 ZEICHNUNG NR. UFW PROFIL = 12290307 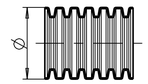

Mark Note	Description Beschreibung	
101	MATERIAL: PA6 WERKSTOFF: (S.R.S. PA 6180)	COLOUR: SEE TABLE FARBE: SIEHE TABELLE
102	WEIGHT [g]: SEE TABLE GEWICHT [g]: SIEHE TABELLE	
103	2 FUNCTIONAL HINGE 2 FUNKTIONSTUECHTIGE FILMSCHARNIERE	
104	2 CLOSURE CLAMPS 2 VERSCHLUSSBUEGEL	
105	4 CLOSURE KNOB 4 VERSCHLUSSNOPPEN	
106	2 SEALING LIP 2 DICHTLIPPEN	
107	MARKING THREAD: BESCHRIFTUNG GEWINDE:	SEE TABLE: THREAD SIEHE TABELLE: GEWINDE
108	INSERT FOR MARKING: BESCHRIFTUNGSEINSATZ:	[SCHLEMMER-LOGO] [NW XXX]
109	INSERT FOR MARKING: BESCHRIFTUNGSEINSATZ:	
110	INSERT FOR MARKING [MATERIAL]: BESCHRIFTUNGSEINSATZ [WERKSTOFF]:	>PA6<
111	MARKING [CAVITY]: BESCHRIFTUNG [NEST-NR.]:	
112	INSERT FOR MARKING [DATE OF PRODUCTION] BESCHRIFTUNGSEINSATZ [PRODUKTIONSDATUM]	
113	THREAD: VERIFYING WITH THREAD GAUGE GEWINDE: PRUEFUNG MIT GEWINDELEHRE	
114	CORRUGATED TUBE: VERIFYING EXTRACTION POWER WELLROHR: PRUEFUNG AUSZUGSKRAFT	

MERKMALSKLASSIFIZIERUNG NACH 5847

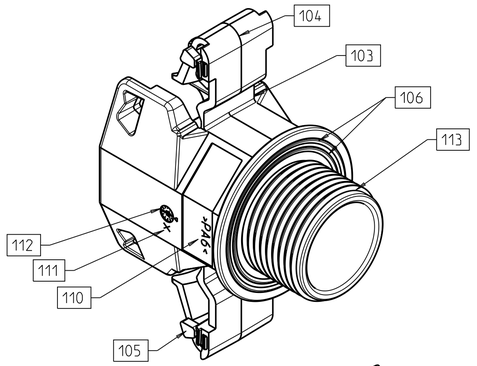

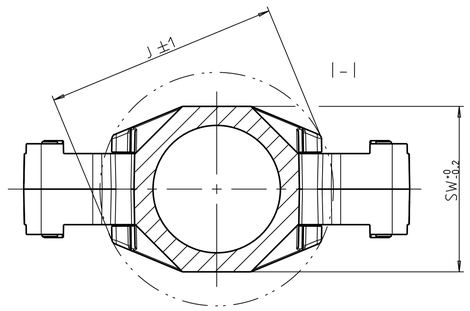

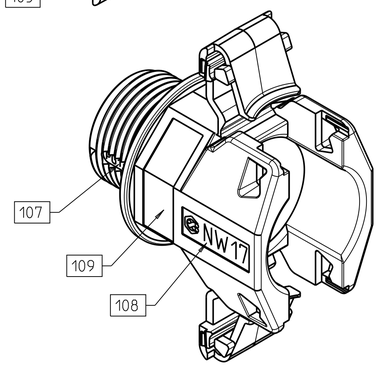

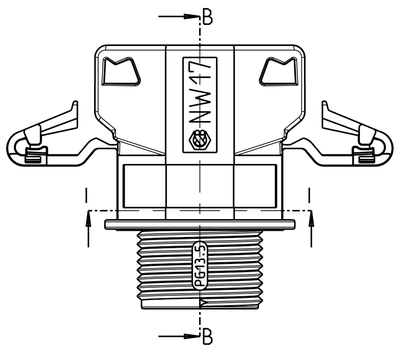

B-B
FORM A

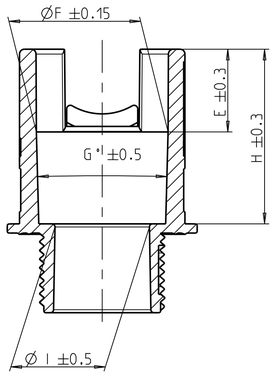

A-A
FORM B

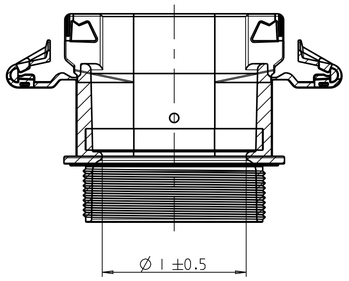

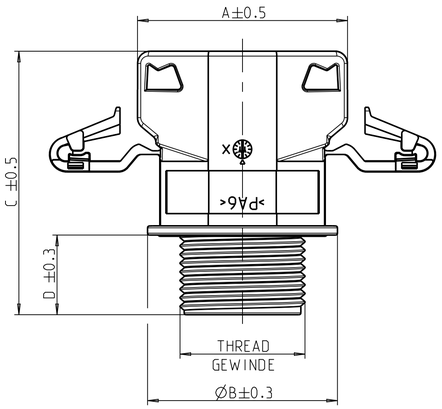

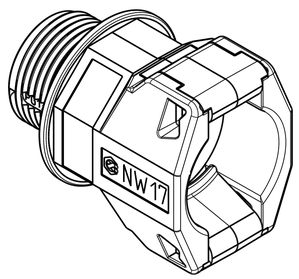

DELIVERY CONDITION
LIEFERZUSTAND

-Bei den Versionen von NW7.5-NW8.5-NW10 befindet sich der Datumsstempel und die Nestanzahl auf der gegenueberliegenden Seite, ansonst gilt die 3D Ansicht.

I	REMOVED 305148•305149. 305150•305151. 305152•305153	CF	HT	29.03.18
Modification Aenderung		Drawn Bearbeitung	Released Freigabe	Date Datum

Projection Projektion | Scale Masstab 1:1 | Characteristic Merkmal ♦ significant significant ▼ critical kritisch | CAD Int. No. CAD Int.-Nr. —

Copyright acc. to Schutzvermerk beachten DIN 34 | Project Projekt K150131

Schlemmer
KABELSCHUTZSYSTEME
SISTEMI DI CABLAGGIO

CONDUIT GLAND
VERSCHRAUBUNG
SEM

Drawn Bearbeitung	Released Freigabe	Date Datum	Part No. / Artikel-Nr.	Drawing No. / Zeichnungs-Nr.	Version
HM	AC	18.12.08	3805021	5848	I

Tol. not specified to Allgemeintoleranzen DIN 16742-TG6/ISO 2768-mK | Substitute Ersatz fuer - | Sheet Blatt 1/1 | A1 | -

MISSING DIMENSIONS ACCORDING TO 3D-DATA

DIN ISO 16016

The reproduction, distribution and utilization of this document as well as the communication of its contents to others without express authorization is prohibited. Offenders will be held liable for the payment of damages. All rights reserved in the event of the grant of a patent, utility model or design.