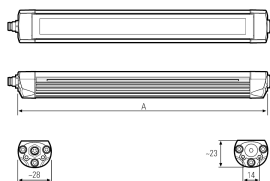
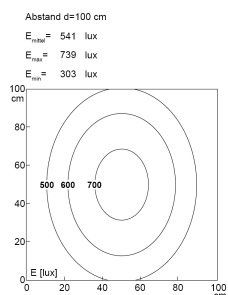
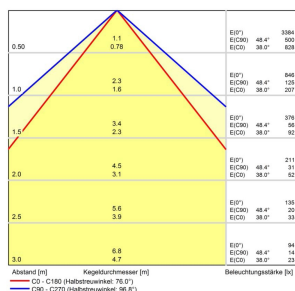
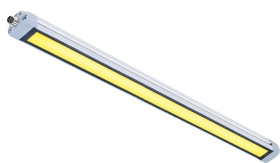


LED surface-mounted light



Product-Nr.	154590-01
EAN:	4260556626178
Model:	TUBELED_25 RGB-W
Order number:	154590-01
Model:	TUBELED_25 RGB-W
Type:	LED surface-mounted light
Illuminant:	SMD RGB-W Cluster LED
Power consumption white:	~24 W
White lamp luminous flux:	3840 lm
Lamp luminous efficiency:	~159 lm/W
Light colour white:	5000K 3-step MacAdam
Power consumption RED:	~7,2 W
Lamp luminous flux RED:	460 lm
Power consumption GREEN:	~4,8 W
Lamp luminous flux GREEN:	840 lm
Power consumption BLUE:	~7,2 W
Lamp luminous flux BLUE:	280 lm
Light distribution:	direct
Connected load:	24 V DC -10 % +7 % (RGB) – 24 V DC ±10 % (W)
Connection (connector):	M8 B-coded
Degree of protection:	IP67
Class of protection:	III
Glare control:	diffused safety glass
Beam angle (optics):	100°
Operating temperature:	-30 °C -> +55 °C (-22 °F -> 131 °F)
Colour rendering WHITE (Ra):	>85
Lamps lifetime:	> 60.000 h (L80/B10)
Housing material:	aluminium
Cover material:	safety glass, shatterproof
Height [B] x Width [C]:	~23 mm x ~28 mm (~0,91" x ~1,1")
Length [A]:	870 mm (~34,25")
Weight (net):	700 g (~25 oz)
Gross weight:	1100 g (~39 oz)
Risk group (DIN EN 62471):	free group
Markings:	CE, UKCA, ETL Listed (5003529)
Dimmable:	option external, PWM
Mounting accessories:	option
Made in:	Germany
Feature:	RGB-W: Illumination and beacon in one light; connection